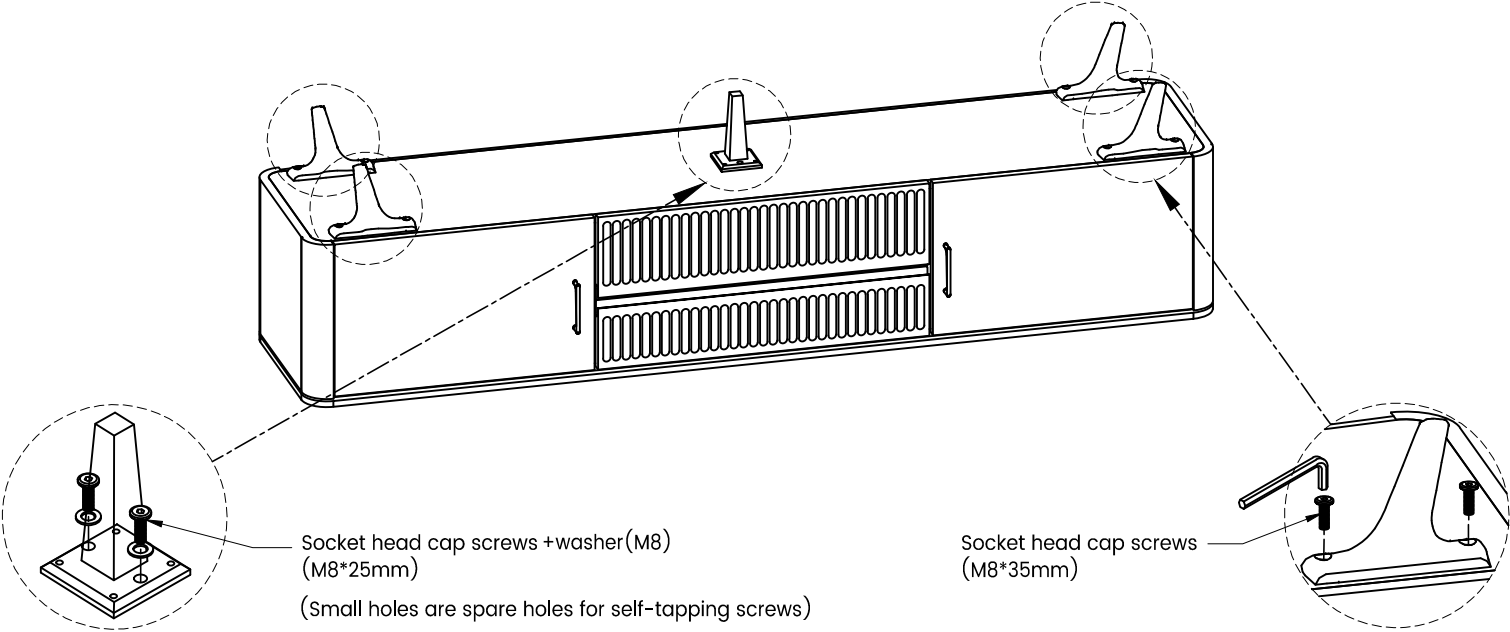
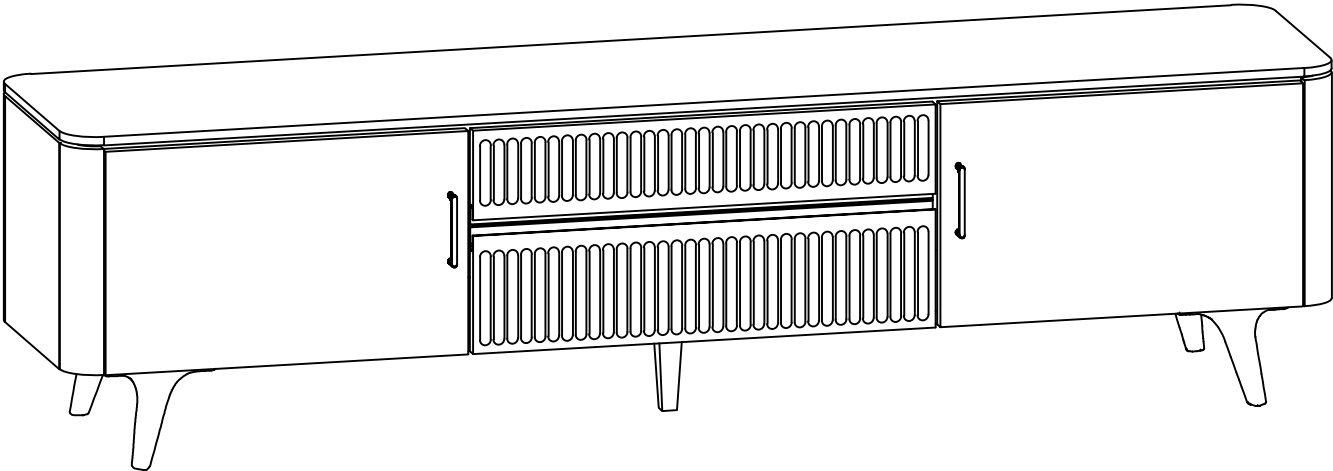


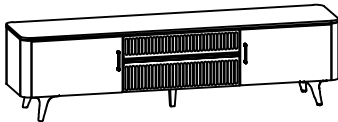
1. Installation of TV cabinet feet



2. The installation is complete



Assembly instructions



- TS8090 Installation**
The number of people needed for installation: 2
- ① Please read the manual carefully before installing this product. And strictly follow the installation process
 - ② Please take good care of this manual for your next installation
 - ③ Note: Before installation, screw all the screws to 1/2 of the length of the installation. After all screws are half screwed in, tighten them all together.

Parts list		On a red ribbon are furniture installation accessories		
Serial number	Shape	Name	Quantity required for installation	Spare quantity
A		Socket head cap screws(M8*35mm)	8	1
B		Socket head cap screws(M8*25mm)	2	0
C		washer(M8)	2	0
D		Self-tapping screws(M4*25mm)	0	5
E		wrench	1	0
F				
G				