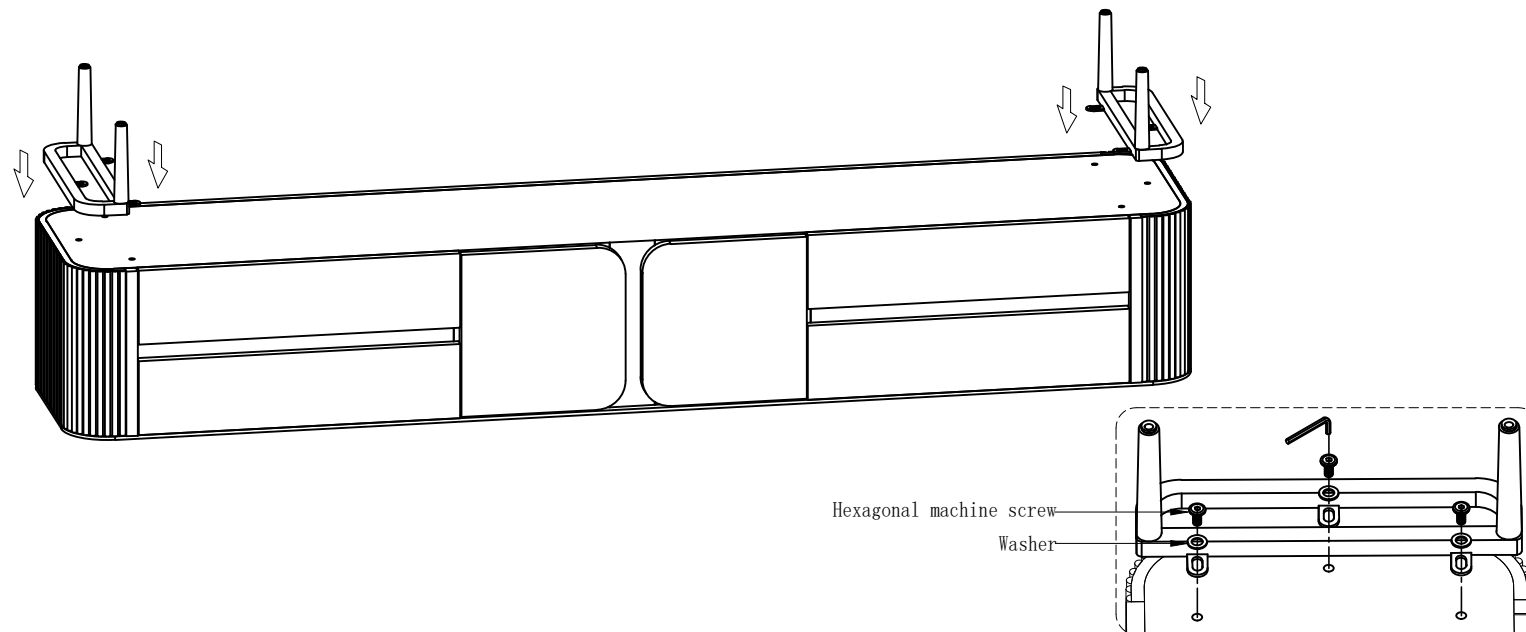
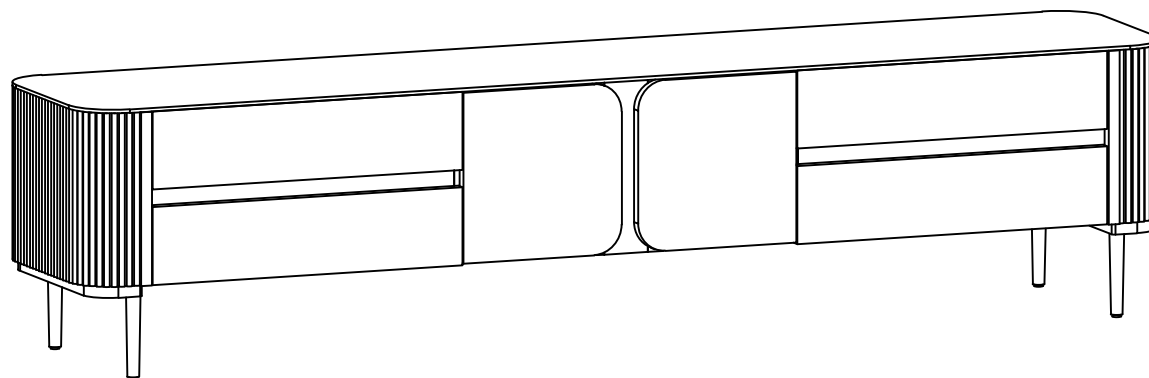


1.To flip the TV cabinet upside down or sideways, place the metal legs at the corresponding positions on the bottom of the TV cabinet, align them with the holes, and insert the hex screws and washers. Tighten them with a wrench.

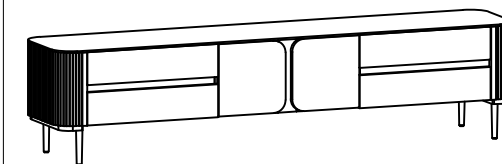


2. Installation completed



POVISON




## Installation instruction



### TS8097W200 Installation

The number of people needed for installation: 2

- ① Please read the manual carefully before installing this product. And strictly follow the installation process
- ② Please take good care of this manual for your next installation
- ③ Note: Before installation, screw all the screws to 1/2 of the length of the installation. After all screws are half screwed in, tighten them all together.

Parts list		On a red ribbon are furniture installation accessories		
Serial number	Shape	Name	Quantity required for installation	Spare quantity
A		Hexagonal machine screw (M8*15mm)	6	1
B		washer (M8)	6	1
C		wrench	1	0
D				
E				
F				
G				