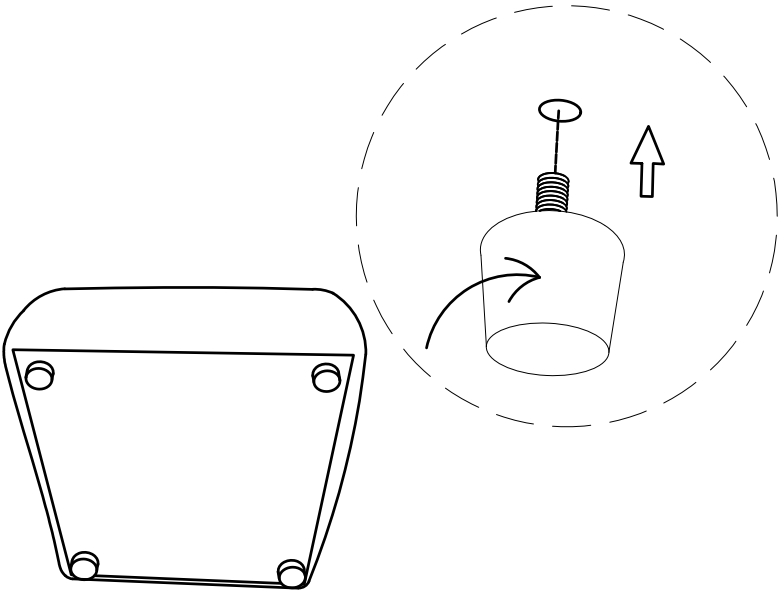



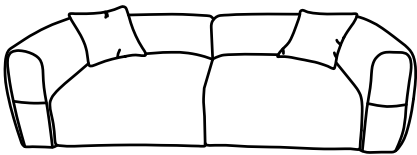
1. Connect the sofa sections



2. Connect the sofa sections



Assembly instructions

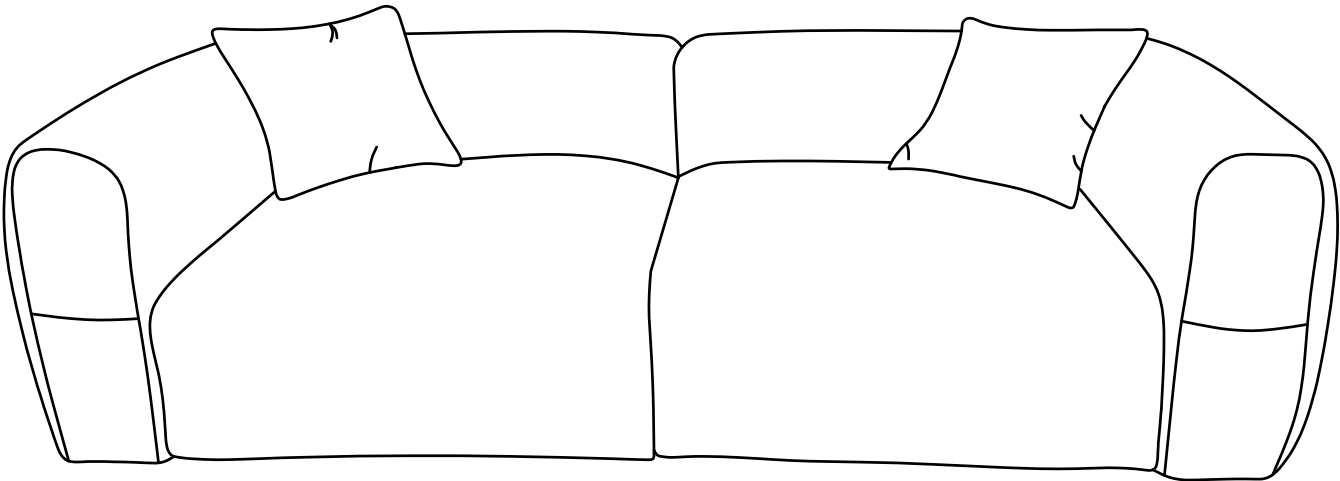


SF8204 Installation

The number of people needed for installation: 2

- ① Please read the manual carefully before installing this product. And strictly follow the installation process
- ② Please take good care of this manual for your next installation
- ③ Note: Before installation, screw all the screws to 1/2 of the length of the installation. After all screws are half screwed in, tighten them all together.

3. The installation is complete



Parts list		On a red ribbon are furniture installation accessories		
Serial number	Shape	Name	Quantity required for installation	Spare quantity
A				
B				
C				
D				
E				
F				
G				