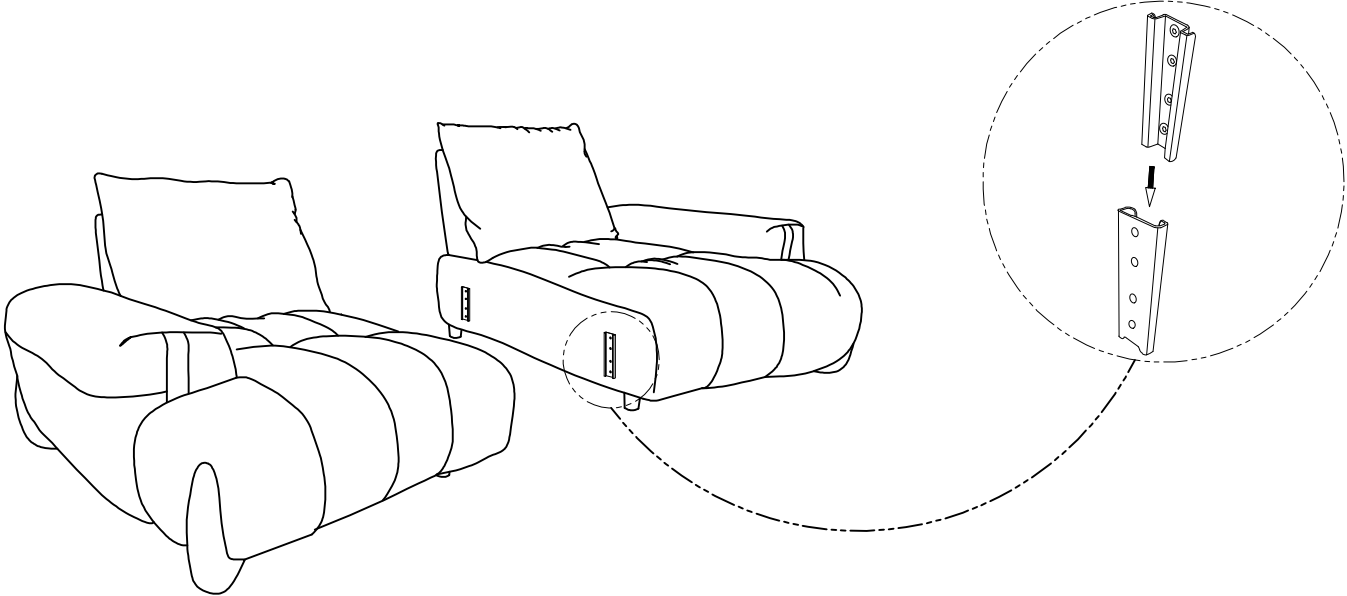
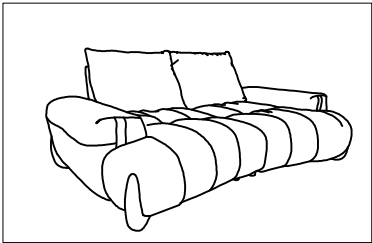


1.Place the cushions in each position and connect the individual sofa modules



Assembly instructions

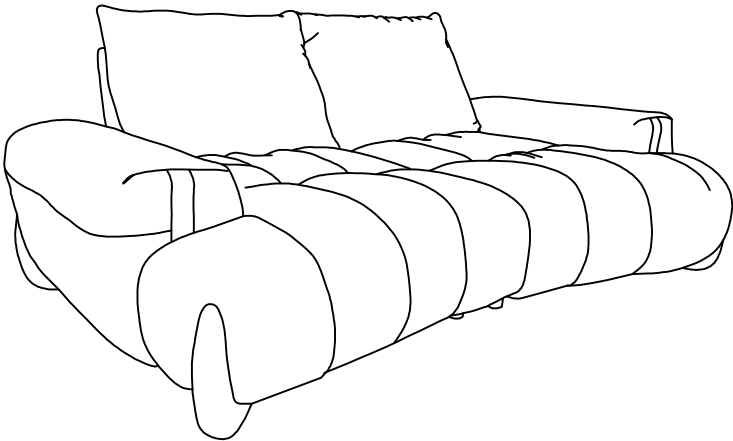


SF8220 Installation

The number of people needed for installation: 2

- ① Please read the manual carefully before installing this product. And strictly follow the installation process
- ② Please take good care of this manual for your next installation
- ③ Note: Before installation, screw all the screws to 1/2 of the length of the installation. After all screws are half screwed in, tighten them all together.

2.The installation is complete



Parts list				
Serial number	Shape	Name	Quantity required for installation	Spare quantity
A				
B				
C				
D				
E				
F				
G				