


POVISON

Power Reclining Sofa

INSTRUCTION MANUAL



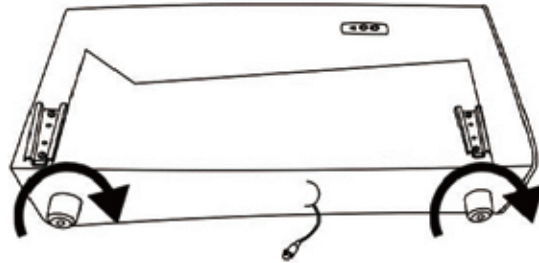
SSF0005

Benjamin Sofa

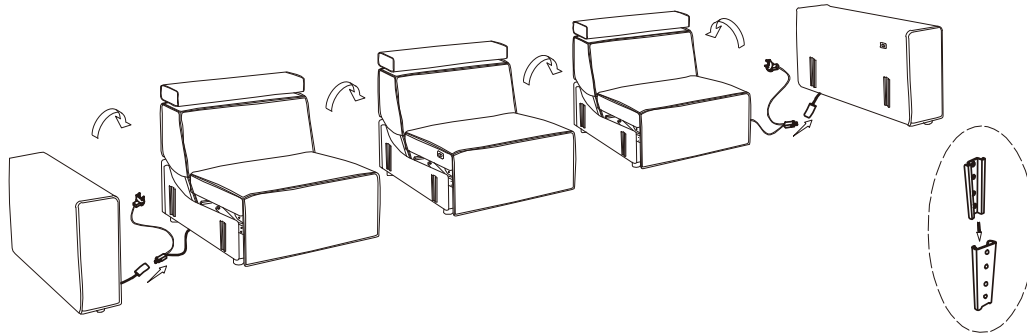
Blends modern minimalism with ergonomic comfort
creating a sanctuary where style meets true relaxation
at home.

Installation in Just 3 Steps - Required 2 people for the assembly

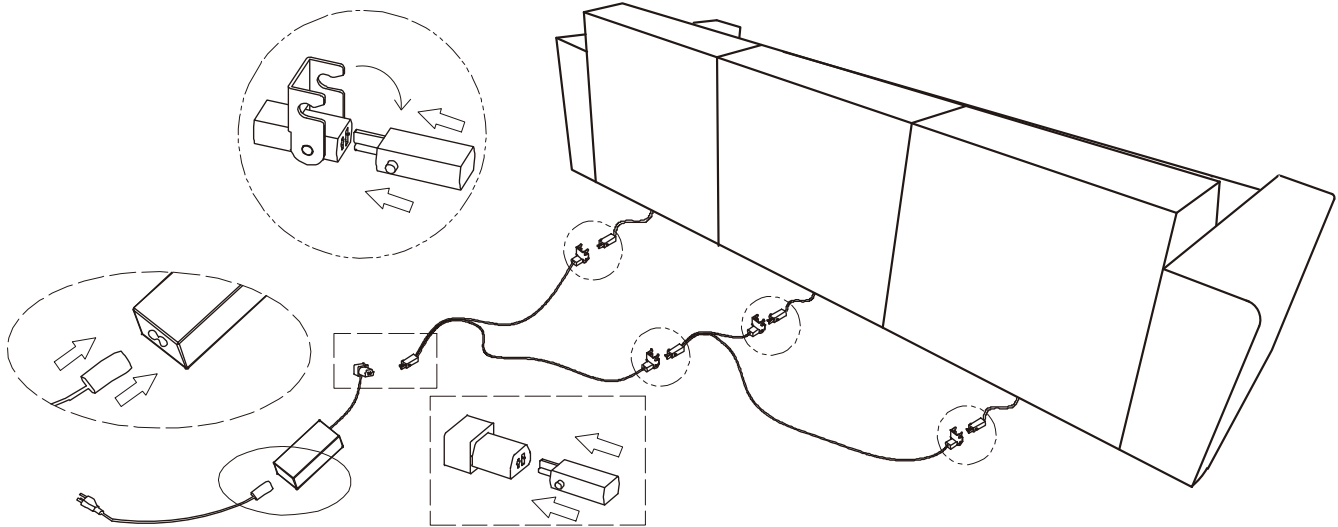
1. Attach all sofa legs from the separate packages.



2. Assemble each seat and armrest unit in sequence.



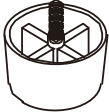



3. Connect the power cords for each seat unit in sequence.



Notes:

1. Each unit connection method is the same for per modular sofa set. To purchase additional unit, please visit our website and search "SSF0005".
2. Please keep this manual safely for your convenience for future installations.

Product Components Overview

Serial number	Picture	Item	QTY
A	 A line drawing of a cylindrical base with four legs and a central vertical post.	Sofa Feet	4 for per seat 2 for per armrest
B	 A line drawing of a rectangular power adapter with a cord and a connector.	Power Adapter	1 for per seat
C	 A line drawing of a control cable with two connectors at the ends.	1-to-2 Control Cable	1 for per seat
D	 A line drawing of a power cord with a connector at one end.	Power Cord	1 for per seat

Have a question? We're here to help:

<https://www.povison.com/help-center/contact>

Customer Service Number: +1-669-208-1888

Customer Service Email: supportingcenter@povison.com

Customer Service Hours: EST 10 am - 5.30 pm

Actual product may differ. Read and retain this manual.

V1.1