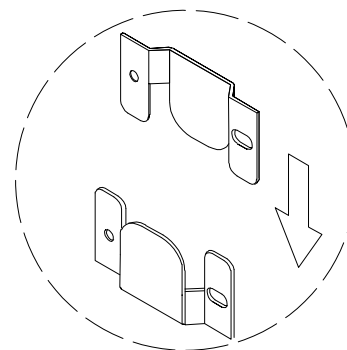
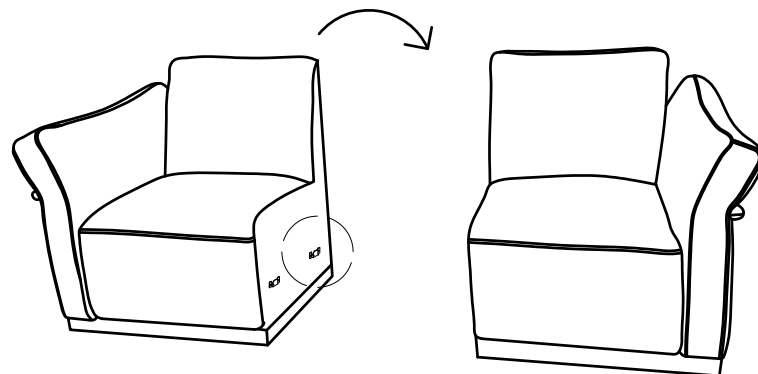



1. Assemble all sofa components.



## Assembly instructions




SF8273 Installation

The number of people needed for installation: 2

- ① Please read the manual carefully before installing this product. And strictly follow the installation process
- ② Please take good care of this manual for your next installation
- ③ Note: Before installation, screw all the screws to 1/2 of the length of the installation. After all screws are half screwed in, tighten them all together.

2. The installation is complete



| Parts list    |       | On a red ribbon are furniture installation accessories |                                    |                |
|---------------|-------|--|------------------------------------|----------------|
| Serial number | Shape | Name   | Quantity required for installation | Spare quantity |
| A             |       |  |                                    |                |
| B             |       |  |                                    |                |
| C             |       |  |                                    |                |
| D             |       |  |                                    |                |
| E             |       |  |                                    |                |
| F             |       |  |                                    |                |
| G             |       |  |                                    |                |