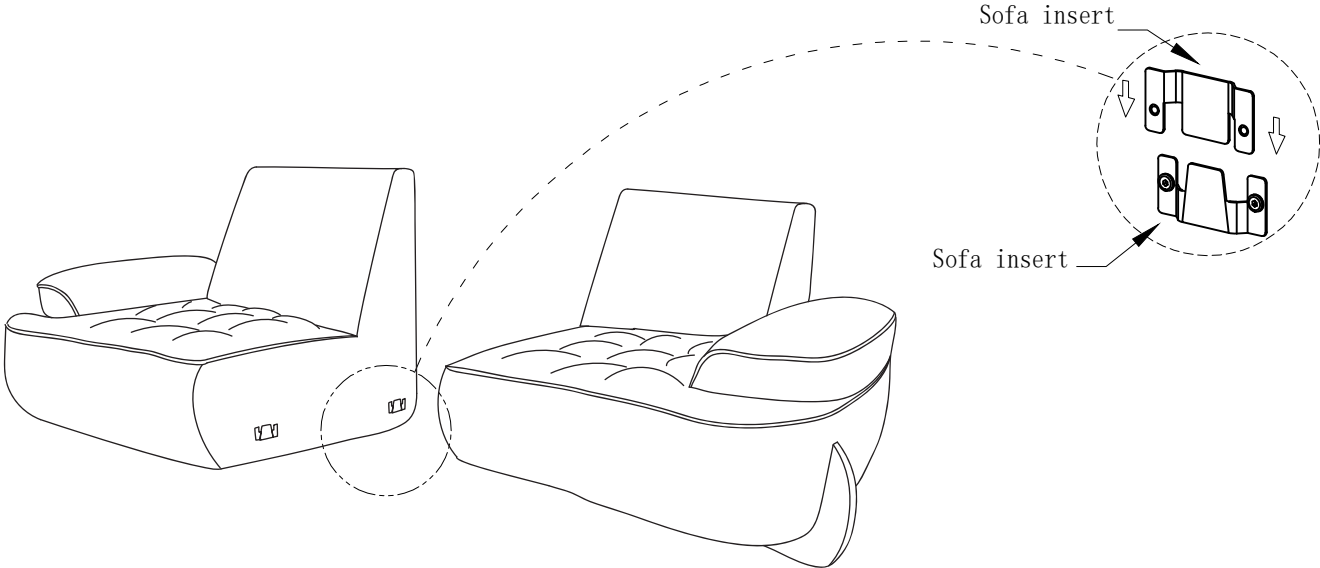




1.Place the cushions in each position and connect the individual sofa modules



2.The installation is complete



Assembly instructions



SF8221 Installation

The number of people needed for installation: 2

- ① Please read the manual carefully before installing this product. And strictly follow the installation process
- ② Please take good care of this manual for your next installation
- ③ Note: Before installation, screw all the screws to 1/2 of the length of the installation. After all screws are half screwed in, tighten them all together.

Parts list

Serial number	Shape	Name	Quantity required for installation	Spare quantity
A				
B				
C				
D				
E				
F				
G				