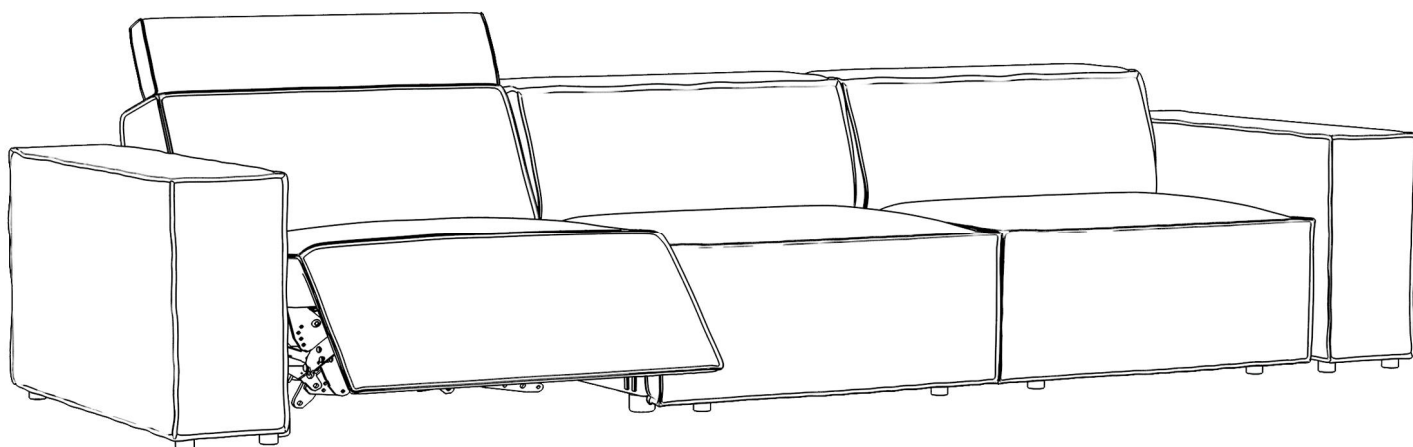
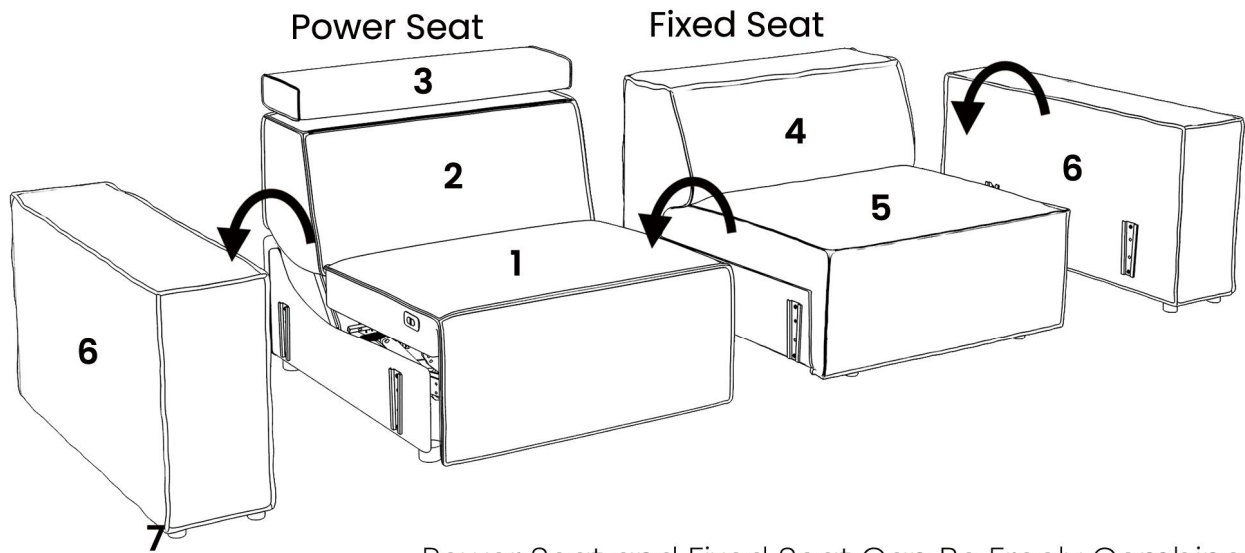


Power Recliner Sofa Minimalist Modular Couch

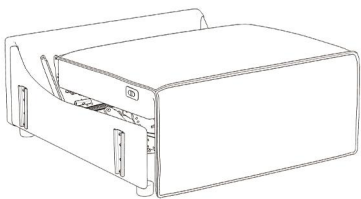
INSTRUCTION MANUAL



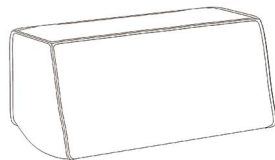
1. Accessory List



Power Seat and Fixed Seat Can Be Freely Combined



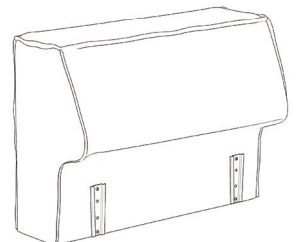
1: Power Seat Cushion



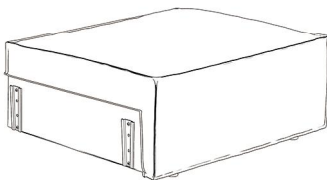
2: Power Seat Backrest



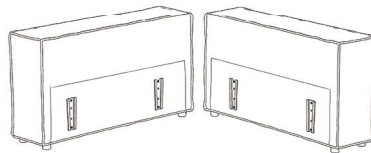
3: Headrest



4: Fixed Seat Backrest



5: Fixed Seat Cushion



6: Armrests



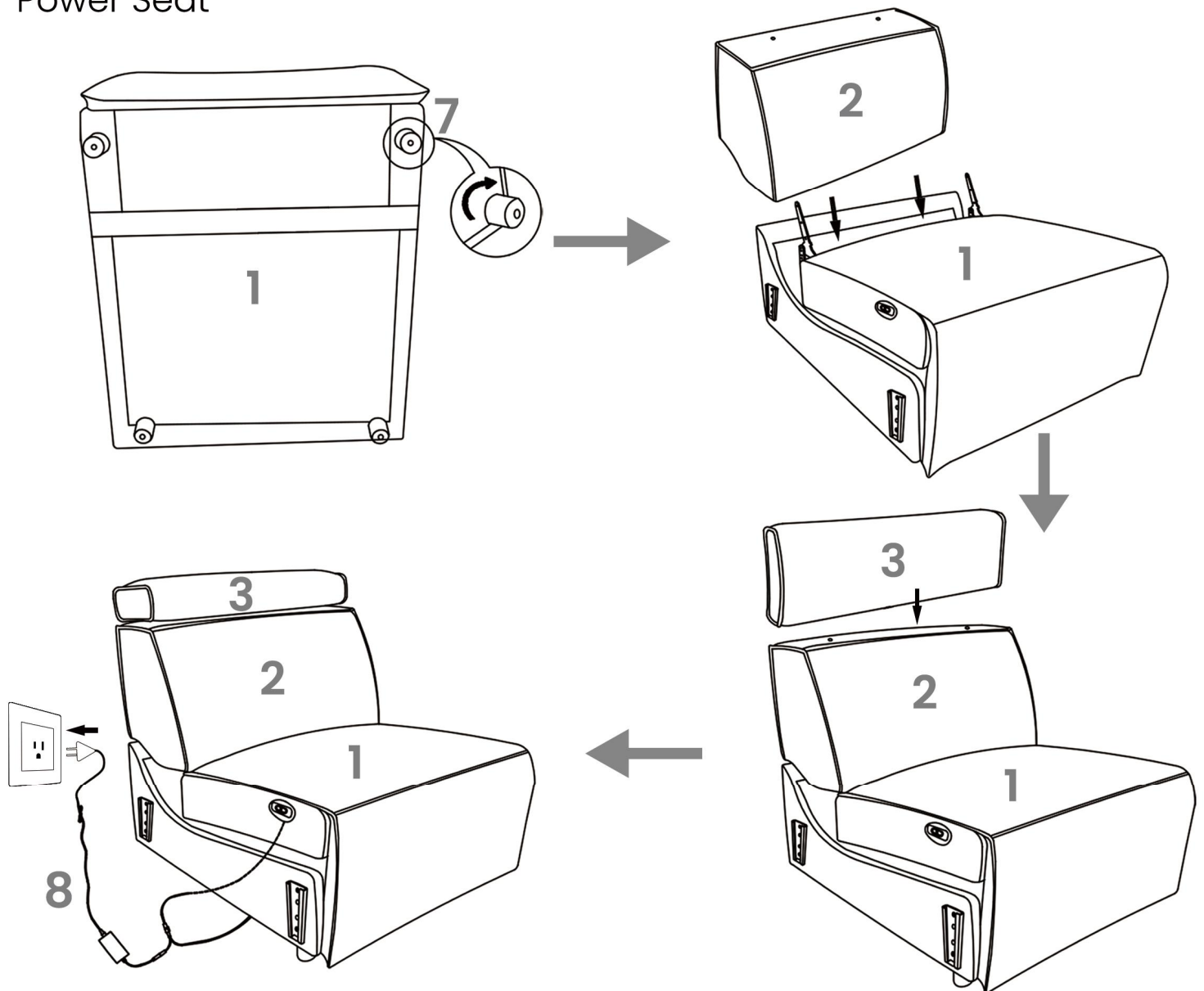
7: Leg



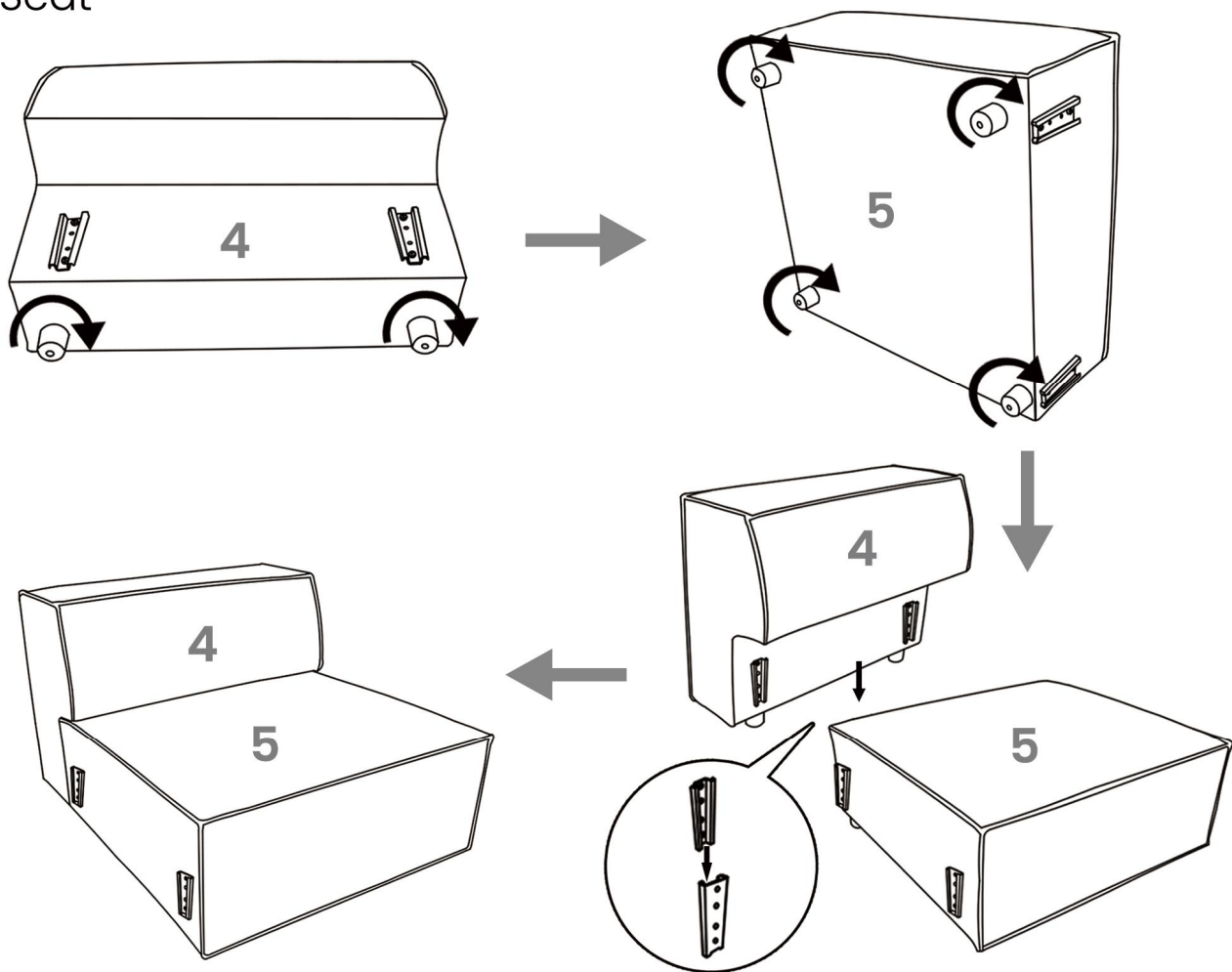
8: Power cord

2. Assembly Instructions


Power Seat



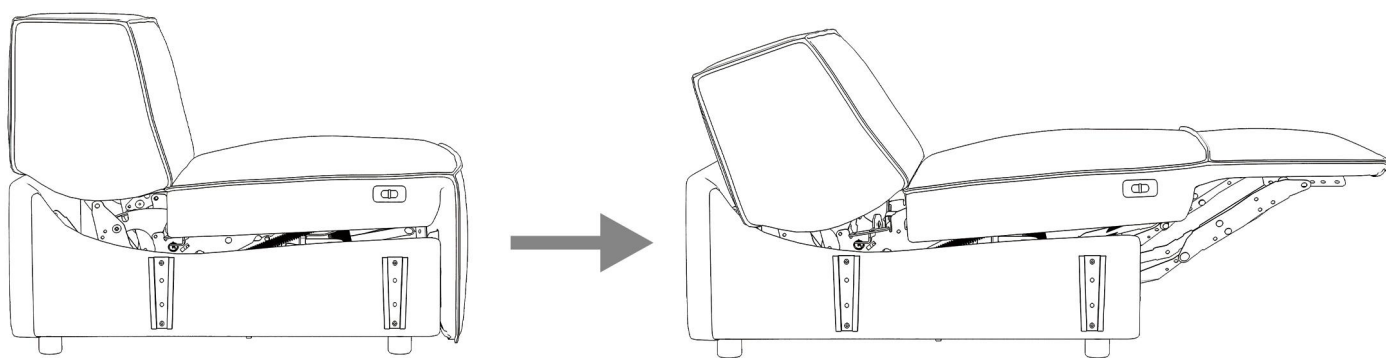
Fixed Seat



Armrest



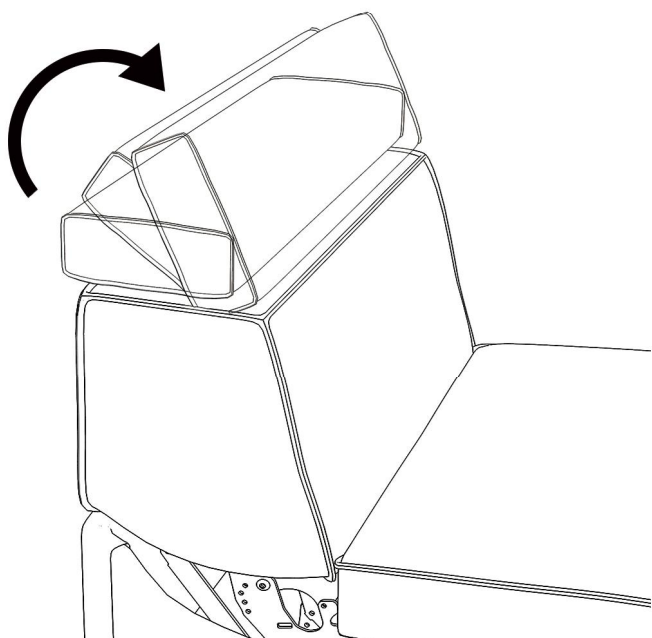
3. Operating Instructions



The control button is located on the right side of the power seat cushion.

Press → to start reclining the sofa, press any button to stop.

press ← to start returning the sofa, press any button to stop.



Manually raise the headrest to adjust the angle, which is adjustable from 0 to 80 degrees.

4. Warnings

- 1) Sit down on the sofa gently. To avoid tipping over, do not throw yourself onto the sofa. Adjust the sofa to the reclined position slowly, ensuring that no children or pets are nearby. Do not allow children to play on or around the sofa, especially when it is reclined.
- 2) Fully close the reclining seat before getting up.
- 3) Do not sit on the armrest or footrest when it is reclined. This applies to both adults and children.
- 4) This sofa is designed for use by one adult at a seating.
- 5) Maximum weight capacity is 350 lbs per seat.
- 6) To fully recline the sofa, please ensure a minimum clearance of 15 inches from the wall or any obstacle.
- 7) Do not allow individuals with the following conditions to use this sofa: severe heart disease, high blood pressure, cerebral thrombosis, sensitivity or insensitivity to heat, brittle bones, or issues with waist support. This also includes pregnant women, children, and anyone advised by a doctor not to use this product.
- 8) Keep the product away from water, fire, and sharp objects (such as knives, nails, etc.).

5. Maintenance Manual Instructions

- 1) To avoid dropping, you should carry the sofa carefully.
- 2) If you find dirt or stains on the sofa, use a sofa-specific cleaner. Spray the cleaner onto the affected area, then gently wipe with a sponge or cloth. Do not use water, soapy water, or cleaners on waxed wooden areas. Always clean the sofa carefully and gently.
- 3) Do not place the sofa in direct sunlight or directly in front of an air conditioner, this will fade the upholstery and make it brittle.

6. Specification

Model: SSF0008

USB-A Output: 5V=2A

USB-C Output: 5V=2A

Power Adapter

Input: AC 110V~240V, 50~60Hz 1.5A

Output: DC 29V=2A

Motor

Input: DC 29V=2A

Duty Cycle: on 2 min off 18 min

POVISON SMART

Furniture Made with Heart and Soul